

PULSE



SUMMER 2009 | A PUBLICATION for ALUMNI & FRIENDS of TEXAS TECH UNIVERSITY HEALTH SCIENCES CENTER

• PSYCHIATRY • ORTHOPAEDIC SURGERY • PATHOLOGY • LUBBOCK • ANESTHESIOLOGY • INTERNAL
MEDICINE • OBSTETRICS AND GYNECOLOGY • MD/MBA • DERMATOLOGY • UROLOGY • SPORTS MEDICINE
FELLOWSHIP • EMERGENCY MEDICINE • EL PASO • RADIOLOGY • FAMILY AND COMMUNITY MEDICINE
• INTERNAL MEDICINE • OPHTHALMOLOGY • GERIATRIC FELLOWSHIP • PATHOLOGY • MD/JD • PAIN
MANAGEMENT FELLOWSHIP • RADIOLOGY • SURGERY • PEDIATRICS • ANESTHESIOLOGY • ORTHOPAEDIC
SURGERY • PSYCHIATRY • EMERGENCY MEDICINE • PERMIAN BASIN • DERMATOLOGY • ANESTHESIOLOG
• PEDIATRICS • OBSTETRICS AND GYN • DERMATOLOGY • WOMEN'S HEALTH
FELLOWSHIP • OPHTHALMOLOGY • VISION SCIENCES • CARDIOVASCULAR DISEASES
• OBSTETRICS AND GYNECOLOGY FELLOWSHIP • DERMATOLOGY • NEPHROLOGY F
• AMARILLO • FAMILY MEDICINE • MD/PHD • RADIOLOGY • ORTHOPAEDIC
PATHOLOGY • LUBBOCK • ANESTHESIOLOGY • L MEDICINE • OBSTETRICS AND GYNE
MD/MBA • DERMATOLOGY • EMERGENCY MEDICINE
PASO • RADIOLOGY • FAMILY AND COMMUNITY MEDICINE • INTERNAL MEDICINE • OPHTH
• GERIATRIC FELLOWSHIP • PATHOLOGY • HEALTH SERVICES MANAGEMENT FELLOWSHIP • R
SURGERY • PEDIATRICS • ANESTHESIOLOGY • SURGERY • PSYCHIATRY • EMERGENCY
MEDICINE • PERMIAN BASIN • DERMATOLOGY • ANESTHESIOLOGY • PEDIATRICS • OBSTETRICS AND
GYNECOLOGY • DERMATOLOGY • UROLOGY • WOMEN'S HEALTH FELLOWSHIP • OPHTHALMOLOGY

40

school of medicine

celebrating the decades

PULSE

on the cover



CELEBRATE THE MEMORIES

How well do you know the School of Medicine?
Take a trip down memory lane through these tidbits of trivia.

18



PROPONENT OF PEDIATRIC PROPORTIONS

What once stole Stevie Wonder's sight might soon be a problem of the past as researchers prepare a prescription for prevention of ROP.

departments

2 | **OBSERVATIONS**

3 | **ROUNDS** *Grand*

13 | **DISCOVERIES**

Research and Scholarly Activities


31 | **ROUNDS** *Alumni*

35 | **ALUMNI PROFILES**

40 | **THE LAST WORD**

Rick and Sharon Decker

22



MIKE AND HIS BIKE

Mike McGalliard's day job can significantly impact his leisure pursuits and those of others.

28



THE BROTHERS HAYES

As boys, they did just about everything together.
In their professional lives, the bond continues.

ALUMNI

ROGER WOLCOTT, MD
SOM '92

Works to enhance rehabilitation care for West Texans



DEVON FUHRMANN BYRD, MS, CCC-SLP,
SOAHS '05

(Speech-Language Pathology)
Improves lives of infants through alternative feeding methods




BRANDY MCGINNIS, PHARM.D.,
SOP '04,

Helps patients with cardiovascular disease manage medications



ELSA VELASQUEZ-WARD, BSN.,
SON '07

(Second Degree Program)
Eases anxieties by addressing cultural barriers



EMILY BARRON-CASELLA, PHD
GSBS '81
(Anatomy)

Searches for a cause and possibly a cure



ANNOUNCING THE ARRIVAL

In the Winter 2009 issue, attend opening day of the Paul L. Foster School of Medicine. We'll introduce you to the Class of 2013 and take a look inside TTUHSC's new medical school.



KUDOS!

The Council for Advancement and Support of Education, District IV recently presented Bronze and Silver awards to PULSE recognizing content and design. The magazine also received two Silver ADDYs from the Lubbock Advertising Federation.

Visit us online at
www.ttuhschool.edu/communications/pulse

Comments, concerns, compliments
We welcome your feedback on the content of this issue as well as ideas for future magazines.

Contact Danette Baker at
danette.baker@ttuhsc.edu
or call 806.743.2143.

Texas Tech University
System Chancellor

KENT HANCE

Texas Tech University
Health Sciences Center
President

JOHN C. BALDWIN, M.D.

Associate Vice Chancellor,
Institutional Advancement

SID WALKER

Managing Director,
Institutional Advancement

GLENNA BEYER

Director of Communications

MARY CROYLE

Director of Development,
School of Medicine

LEIGH MCPHAUL

Director of Development,
Schools of Nursing and Allied Health Sciences

KENDRA BURRIS

Director of Development – Amarillo
Schools of Medicine and Allied Health Sciences

GAINOR DAVIS

Director of Development
Paul L. Foster School of Medicine

PATRICIA A. GONZALEZ

Director of Development – Permian Basin

JOY HARRIMAN

Director of Development
School of Pharmacy

DESSIE LEFF

PULSE EDITORIAL

Editor

DANETTE BAKER

Contributing Writers

KIM DAVIS, REBECCA HARDIN,
MARK HENDRICKS, BETH PHILLIPS,
LISA RULEY, JO VAUGHAN, PATRICIA WILLIAMS

Designer

AMANDA SNEED, HARTSFIELD DESIGN

Contributing photographers

NORM BARKER, MARK EMMONS,
TONJA HAGY, NEAL HINKLE, JAMIE HINOJOSA,
BETSY GOEBEL JONES, MARK KIRYLUK,
KATY MCCRACKEN, NATI PEREZ, LISA RULEY,
JOHN SCHEIBER, LIZ WIDBY

Graphics

JAMIE HINOJOSA

Printer

CRAFTSMAN PRINTERS INC.

ANTICIPATING THE NEXT 40 YEARS

BY STEVEN BERK, M.D.
Dean, School of Medicine



The School of Medicine's 40th anniversary provides an opportunity to reflect on our school's accomplishments and our increasingly important relationship with the other schools of the Health Sciences Center.

The School of Medicine has had a long-standing commitment to excellence in patient care, medical education, research and community service. Our entering students have had the best credentials ever with GPA averages above 3.6 and MCAT averages of about 30. Last year's medical students had the highest USMLE 1 board pass rate ever, and our LCME site visit resulted in a highly complementary report. Additionally, the TTUHSC Paul L. Foster School of Medicine will accept its first class this summer.

Texas Tech Physicians, which includes more than 500 physicians on four campuses, continues to expand services and add needed specialists. These physicians provide more than 600,000 visits in primary and specialty care. Our fund balance is stronger than ever and our patient satisfaction scores as measured by the Press Ganey national survey continue to rise. In Lubbock, the \$36 million medical pavilion has given our patients the most impressive facility in this region for patient care.

All of these accomplishments have been enhanced by the collaborative efforts of the schools of Nursing, Allied Health Sciences, Pharmacy, and the Graduate School of Biomedical Sciences. The institution as a whole has made great progress in building nationally recognized research programs in such areas as cancer, alcohol and addiction, blood brain barrier transport, membrane protein research and vaccine development.

NIH funding at the medical school has increased from \$3.3 to \$5.4 million in one year and research expenditures are up from \$7 million to \$15 million. Our institutes such as the Laura W. Bush Institute for Women's Health, the Garrison Institute on Aging and the F. Marie Hall Institute for Rural and Community Health provide significant opportunities for collaborative research.

In what can only be considered very difficult times for academic medical centers, TTUHSC's School of Medicine continues to make great progress. Working together with all schools, our students as well as all of our future health care providers will be better situated to provide our patients with the best possible outcomes.

Guess? WHO



<<<She joined TTUHSC 28 years ago in a temporary position, but considers it an honor to be among the nursing school's founding faculty. Can you Guess Who?
see story on page 10

grand

ROUNDS



Mark Boswell, M.D., Ph.D., chairman, Department of Anesthesiology and director of the International Pain Center; Laurie Lazott, M.D., fellow, International Pain Center; TTU System Chancellor Kent Hance; TTUHSC President John C. Baldwin, M.D.; Gabor Racz, M.D., professor and chairman emeritus, Department of Anesthesiology; Mike Ellicott, vice chancellor for Facilities, Planning and Construction; School of Medicine Dean Steven Berk, M.D.

NEW LOCATION EXPANDS RESOURCES IN PAIN MANAGEMENT

∴ The International Pain Center has earned a reputation worldwide for successful treatments, attracting visiting physicians and patients from around the world. Now in its new location, the center can enhance services in pain management as well as support innovations in research and education.

In November, the center relocated from Southwest Lubbock to the TTUHSC campus. The 12,700 square-foot, state-of-the-art facility has nine exam rooms, two procedures suites, two operating rooms, a nurses' station, as well as space for preceptors, consultations, clinical operations support, and staff offices.

Construction of the center was made possible by a generous contribution from the Messer family made in honor of Gene and Carlene Messer, longtime Lubbock residents and supporters of Texas Tech.

WELCOME TO MY WORLD



“PART OF BEING A HEALTH CARE PROFESSIONAL IS RECOGNIZING THAT PEOPLE HAVE DIFFERENT BELIEFS AND CUSTOMS.”



Kiely Wulf, B.S.N., (SON '09) doesn't speak fluent Spanish, but she has a better understanding of the Hispanic culture after having been through Spanish for Nurses.

“Nowadays you have to know Spanish to be able to get by in the health care field,” she said. “I understand more than I can speak, but I get what I want to say across.”

Deb Davenport, R.N., M.S.N., CCRN, academic instructor in the Anita Thigpen Perry School of Nursing at Lubbock, teaches the course for junior and senior nursing students to help them better understand the needs of this growing population.

The Hispanic population is the fastest growing population in Texas. By 2040 there will be 18.8 million Hispanics in Texas, according to the State Data Center.

Davenport's students learn Spanish medical vocabulary and Hispanic cultural norms and traditions. A two-part practicum provides students an opportunity to demonstrate their new skills by giving directions in the hospital and admitting and discharging patients in the Clinical Simulation Center.

“Part of being a health care professional is recognizing that people have different beliefs and customs,” said Davenport, who has 25 years experience as a bilingual nurse.

It is essential for health care professionals to be culturally competent in today's increasingly diverse world.

For first-year medical students, the Early Clinical Experience Course taught by Patti Patterson, M.D., M.P.H., provides

a unique opportunity to learn about another patient population: the homeless. On any given day in Texas, there are more than 79,000 people that are experiencing homelessness, according to the Texas Homeless Network.

“Patients come in context,” said Patterson, professor in the School of Medicine Department of Pediatrics at Lubbock. “I didn't think the best way to learn that was sitting in a classroom, so I have them go talk to homeless people.”

Patterson's program, Walk in My Shoes: A Cross-Cultural Experience with the Homeless for Pre-Clinical Students, puts a face on non-medical health determinants and barriers to care. While local organizations provide food, shelter and other assistance to people experiencing homelessness, many have difficulty accessing proper health care, Patterson said.

“If all you see is what's going on in clinic, you can kind of miss what's going on with that person,” Patterson said.

A handful of students were impacted strongly by Patterson's class that they've created a solution. A student-run clinic to serve the homeless is expected to open in August.



COMBEST CENTER RECEIVES FEDERAL STATUS :: The Larry Combest Community Health & Wellness Center recently received full status as a Federally Qualified Health Center. These designated centers are organizations that receive grants under the Public Health Services Act to provide services to underserved areas or populations. These centers also qualify for certain reimbursements from Medicare and Medicaid.

This achievement comes after eight years of work under the leadership of Anita Thigpen Perry School of Nursing Dean Alexia Green, R.N., Ph.D., and a team of committed faculty and staff.

The Combest Center is a nurse-managed primary health care facility operated by the Perry School of Nursing.

The center received full status following the release of funds to 126 health-center New Access Points under the American Recovery and Reinvestment Act. The act is part of a federal initiative to provide health access point grant funding to health centers throughout the nation.

The Combest Center received \$1 million from the U.S. Department of Health and Human Services, Health Resources and Services Administration. This funding will allow the center to provide care to uninsured and underserved patients in Lubbock.



SON ATTAINS STAR STATUS ::

Anita Thigpen Perry School of Nursing was ONE OF SEVEN applicants granted the STAR AWARD by the TEXAS HIGHER EDUCATION COORDINATING BOARD. The school's Second Degree Accelerated BSN Program was recognized for making EXEMPLARY CONTRIBUTIONS toward closing the educational gaps in student participation, success, excellence and research. To be considered for an award, the program or project must have been operational for at least two years and demonstrated successful outcomes in one of the goal areas.



BABY CAFÉ OPENS IN EL PASO :: Breastfeeding mothers in El Paso can get support and meet other mothers in a relaxed, child-friendly environment at the El Paso Baby Café. The site is a free drop-in center created to address the gap in lactation services on the border. TTUHSC at El Paso, including its Laura W. Bush Institute for Women's Health, is one of the project's major partners. The center, only the second one in the nation, is licensed under The Baby Café Charitable Trust, U.K.

ONE-ON-ONE WITH...

JOSEPHINA LUJAN, R.N., PH.D.

Regional Dean at El Paso,

Anita Thigpen Perry School of Nursing

While attending college in Amarillo in the late '70s, culture shock sent Josephina Lujan hitchhiking, not once but three times, back to her hometown of Ysleta, Texas, just south of El Paso. Lujan was a survivor of despairing poverty, growing up in a colonia with no running water or plumbing. The high plains way of life was a huge contrast to her Mexican American roots.

After returning from one of her treks, a professor asked Lujan why she wanted to become a nurse. "I want to help people," she answered. Lujan returned home to pursue her goals. She earned her undergraduate and graduate degrees in nursing from the University of Texas at El Paso.

A product of Affirmative Action, Lujan says she knew early on this journey was a vocation, not a career. "You really have to want it. You're there for someone's first breath, and someone else's last; it's the continuum of life," she said. "On a professional level, becoming the first Hispanic dean of nursing in El Paso, which was a long, hard road, is my crown jewel."

In April, Gov. Rick Perry appointed Lujan to a six-year term on the Texas Board of Nursing, pending legislative approval. The board ensures licensed nurses in Texas meet the necessary requirements to practice and oversees accreditation of nursing schools.



Josephina Lujan, R.N., Ph.D., with Anita Thigpen Perry School of Nursing Dean Alexia Green, R.N., Ph.D.

*"You're there for
someone's first breath,
and someone else's last;
it's the continuum of life."*

JUST *the facts...*

6,000 *Laura W. Bush*
INSTITUTE for WOMEN'S HEALTH

college students were targeted during "Paint the Town Red," a weeklong HIV/AIDS awareness campaign in March led by the Laura W. Bush Institute for Women's Health at Amarillo, supported by a grant from the U.S. Department of Health and Human Services. Schools of Medicine and Pharmacy also participated.



12:01 a.m.

arrival of Laila Joyce Farrington, Lubbock's first baby of 2009. Proud parents: Jon and Kaylene Farrington, occupational therapy students in the School of Allied Health Sciences.

12

researchers currently housed in the new TTUHSC Amarillo Research Building. The facility officially opened April 6.



902

students graduated in May from the schools of Allied Health Sciences, Medicine, Nursing, Pharmacy and the Graduate School of Biomedical Sciences.

\$3.6
million

in scholarships awarded to 1,413 students during 2008-2009.



40,000

young people, their parents and teachers participate in health careers presentations sponsored annually by the West Texas Area Health Education Centers, a service of the F. Marie Hall Institute for Rural and Community Health.

NEW LEADERS AT TTUHSC



PHILIPS BEGINS AS VP FOR RURAL AND COMMUNITY HEALTH

As the new vice president for Rural and Community Health and director of the F. Marie Hall Institute for Rural and Community Health, Billy Philips, Ph.D., realizes a career that's come full circle with the institute's namesake.

More than 20 years ago, Philips received support through a teaching endowment funded by Marie Hall. That project was the springboard for the Cancer Teaching and Curriculum Enhancement in Undergraduate Medicine or CATCHUM. The project focuses on educating all Texas medical students to

become effective agents for cancer prevention and control.

Philips now is the primary investigator for the CATCHUM project, funded by the National Cancer Institute. He also is a nationally recognized expert in cancer control education and recently helped produce a new report on the cost of cancer in Texas.

The field of cancer, Philips said, served as a catalyst with work in health disparities including rural health care.

"As a native Texan, I experienced firsthand what happens when an infrastructure fails ... a patient's care suffers. With a focus on rural health care, we can empower communities by improving all health issues."

Philips, previously served as professor and department chair at the University of Texas Medical Branch at Galveston.



MCMAHON TO HEAD PSYCHIATRY

Terry McMahon, M.D., has been named chair for the newly created Department of Psychiatry. He has revived the department's residency program and is committed to increasing research opportunities. During his

years on the TTUHSC faculty, McMahon has been instrumental in operations of the department and school.



DETOLEDO TO DIRECT NEUROLOGY

John C. DeToledo, M.D., is chair of the Department of Neurology, created with the recent division of the former Department of Neuropsychiatry and Behavioral Sciences. His research and specialty interests focus on new therapies for the treatment of epilepsy and reducing or preventing memory loss from poorly controlled epileptic seizures. He is widely published and is committed to the rapid development of a neurology residency and stroke protocol, which do not exist at TTUHSC or in Lubbock. DeToledo comes to TTUHSC from Wake Forest University School of Medicine.



COVINGTON SELECTED FOR WOMEN'S HEALTH CHAIR

Chandice Covington, R.N., Ph.D., has been selected as the Florence Thelma Hall Endowed Chair for Nursing Excellence in Women's Health. Marie Hall established the chair in 2008 in memory of her mother. The position is based in the Anita Thigpen Perry School of Nursing and will support women's health research through the Laura W. Bush Institute for Women's Health. Covington is the first chair appointed within an institute and the first nursing faculty member to have an appointment with the School of Medicine.

She has an extensive research background in women's health and was previously the dean of the College of Nursing at the University of North Dakota. Covington has received major research funding from multiple National Institutes of Health entities including the National Cancer Institute and National Institute of Nursing Research.

Her research plans at TTUHSC include investigating how multiple roles and responsibilities of women in society influence their mental and physical health. On the international front, Covington's research will continue in Kenya, Africa, focusing on the prevention of mother-to-child transmission of HIV via breast milk.



DENTINO NAMED TO GERIATRIC CHAIR

Andrew Dentino, M.D., professor in the departments of Family and Community Medicine and Internal Medicine, was named to the Bernhard T. Mittermeyer, M.D., Endowed Chair in Geriatric Medicine. University Medical Center Health System named the previously established chair position in honor of Mittermeyer, a professor of urology.

Dentino also serves as director of Geriatrics and Clinical Care for the Garrison Institute on Aging and division chief of Geriatric and Palliative Medicine. He brings extensive experience in these areas after serving on ethics committees and as chair of several national associations.

APPOINTMENTS:

School of Pharmacy Dean **ARTHUR NELSON, PH.D.**, has been named to a three-year term with the Commission on Credentialing for the American Society of Health-System Pharmacists. The 20-member commission is responsible for accrediting pharmacy residencies and pharmacy technician training programs.

THOMAS E. TENNER JR., PH.D., was recently named by Gov. Rick Perry as presiding officer of the Texas Council on Cardiovascular Disease and Stroke. Tenner, professor of pharmacology and co-director of the Center for Cardiovascular Disease, is associate dean of Faculty Affairs for the School of Medicine. The council strives to improve the overall health of Texans by developing a plan for prevention, detection and treatment of risk factors concerning cardiovascular disease and stroke through health education, public awareness and community outreach programs. Council members serve unspecified terms, determined by the governor.

JAMES K. BURKS, M.D., is one of 11 outstanding program directors in the nation to receive the Accreditation Council for Graduate Medical Education's Parker J. Palmer Courage to Teach Award. Burks is professor and program director of the Department of Internal Medicine Resident Program at the Permian Basin.

HONORED FOR HIS SERVICE :: Texas Tech University System Board of Regents has granted the title Professor Emeritus to Eugene J. Dabezies, M.D. He served as professor and chairman in the Department of Orthopaedic Surgery and Rehabilitation from 1991 to 2004. While at TTUHSC, Dabezies established four endowed chairs as well as a children's orthopaedic program in Lubbock. In 2004, the Children's Orthopedic Society established a chair in his name.

SOAHS PA PROGRAM EARNS NATIONAL REACCREDITATION

:: The School of Allied Health Sciences' Physician Assistant Program recently earned continued accreditation from the Accreditation Review Commission on Education for the Physician Assistant Inc. This independent accrediting body is authorized to certify qualified physician assistant educational programs.

Hal Larsen, Ph.D., associate dean of the School of Allied Health Sciences, said in the last five years the program has improved its ranking, thanks to Program Director Ed Maxwell and his committed group of faculty. The program, located at the Permian Basin, is now in the top 20 percent based on national board exam scores.

Work to expand facilities for the program is now under way. Plans include doubling the size of the existing 15,000-square-foot facility. The expansion will allow the school to increase the program's enrollment from 30 students per year to 60.

RIDE DOWN MEMORY LANE

Kathy Sridaromont, R.N., C., M.S.N., agreed to fill a temporary faculty position in 1981 when the first full class of students entered the nursing school. "Just until the full-time faculty could settle in," she recalls.

Sridaromont had moved to Lubbock about six years before with her husband, Somkid Sridaromont, M.D. Sridaromont, a third-generation nurse, had given little thought to any career other than nursing. Yet her initial intentions were to complete her doctoral degree first and enjoy motherhood with her then 1-year-old – and then pursue a faculty position.

Twenty-eight years later, an impromptu journey down memory lane reveals nostalgic emotions at those first years of teaching and a few absolutes including, "You have to learn to laugh— especially at yourself," Sridaromont said.

Her vernacular flows with quotes: "Becoming is superior to being" and "Learning is lifelong." Sridaromont then waxes philosophical when she reflects on the

school's growth, commenting on the students' ability to "teach us more than they will ever know" and the faculty's "magnitude of accolades."

In a single conversation she juxtaposes her inspiration for nursing with a peek at her emotionally and inquisitively packed persona. Sister Genevieve Alice Hennessy, an instructor at the Hotel Dieu School of Nursing at El Paso, is whom Sridaromont most admires. "No matter how desperate or difficult the situation got, she always remained positively poised," she says. Sridaromont also sheepishly, confesses – with a shy, sweet, can-you-believe-I-did-that-kind-of-smile – to arriving one Halloween for work dressed in full biker's black leathers.

"I had made a comment to the effect that if you were going to succeed here, you would have to be able to ride a Harley – turbo powered. So on the 10th anniversary, I came like a biker babe."

And oh, what a ride it has been.


Guess WHO





**RIP. SILENCE. HIGH-FIVES. HUGS. HOOPLAS.
MATCH DAY 2009.**

TTUHSC medical students landed residencies at various locations, including Johns Hopkins University, Mayo Clinic, University of Texas Southwestern Medical Branch, Emory University and Baylor College of Medicine.

For the complete list, go to
www.ttuhs.edu/pulse 

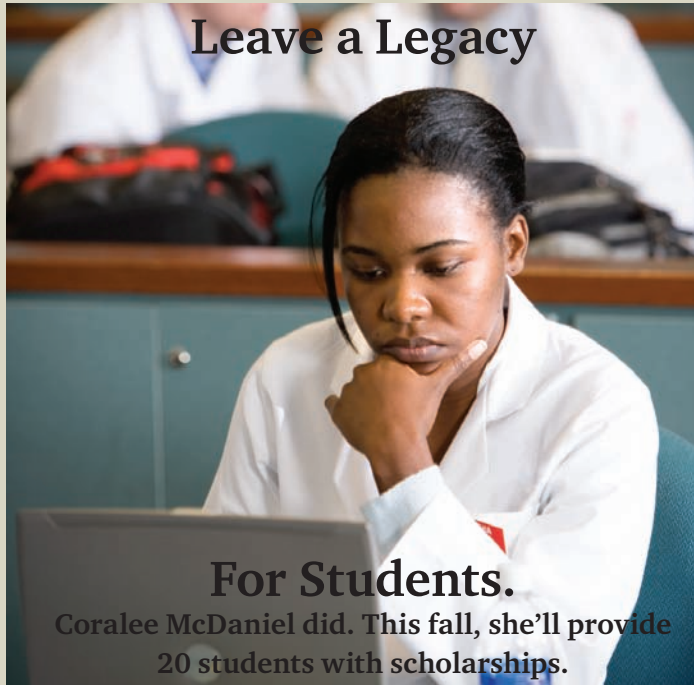


TTUHSC recently honored former First Lady Laura W. Bush for her continued support of women's health. With Mrs. Bush are TTU System Chancellor Kent Hance; Ambassador Nancy G. Brinker, also founder of the Susan G. Komen for the Cure; Elizabeth G. Nabel, M.D., director of the National Heart, Lung and Blood Institute and The Heart Truth campaign; Marjorie Jenkins, M.D., founding director of the Laura W. Bush Institute for Women's Health; and TTUHSC President John C. Baldwin, M.D.





WELCOME TO SID WALKER, who joined the TTUHSC March 1 as associate vice chancellor for Institutional Advancement. He comes to TTUHSC from the TTU School of Law, where he led development efforts for the past four years. Walker has more than 15 years in higher education fundraising, including work under former TTU System Chancellor John T. Montford during the Horizon Campaign, as well as stops at West Texas A&M University in Canyon and Stephen F. Austin State University in Nacogdoches. He and his wife, Amy, have been married 20 years and live in Shallowater. They have two sons: Will, 18, and Wes, 16.



Leave a Legacy

For Students.

Coralee McDaniel did. This fall, she'll provide 20 students with scholarships.

Coralee wanted to *create a legacy* to honor her husband, Robert R. McDaniel, M.D., who practiced medicine in a rural community for 48 years. The McDaniels were concerned about the cost of education but wanted to encourage students to pursue a career in medicine.

For information on how you can leave a legacy, contact givinginfo@ttuhsc.edu.

Thank you

Your generous gifts are essential in fulfilling the mission of Texas Tech University Health Sciences Center.

FUNDING TO ASSIST NURSING FACULTY IN AGING RESEARCH, EDUCATION

James A. "Buddy" Davidson Charitable Foundation of Midland gave a \$500,000 gift to the Anita Thigpen Perry School of Nursing. The funding will provide nursing faculty with the opportunity to expand their research and educational focus based on the needs of an aging population. The Davidson Foundation has previously supported student scholarships at Lubbock and at the Permian Basin.

MARCUS JONATHAN HUNT ENDOWED CHAIR IN PSYCHIATRY

The Hunt Family Foundation has established the Marcus Jonathan Hunt Endowed Chair in Psychiatry to attract and retain top leadership in the field of psychiatry at the Paul L. Foster School of Medicine at El Paso.

SCHOLARSHIPS ESTABLISHED FOR MIDLAND NURSES

The Anita Thigpen Perry School of Nursing has partnered with the Midland Memorial Hospital Foundation to establish the Advancing Clinical Excellence project, which will support nursing education. The project allows for 90 nurses at Midland Memorial Hospital to pursue their bachelor or master's degrees at little or no cost. The project also allows for mentors to help ensure the students' success.

MEDICAL SCHOOL ALUMNI HELP CREATE ENDOWED SCHOLARSHIP

The School of Medicine would like to thank its alumni for their generous gifts that helped create the Alumni Endowed Scholarship. Your contributions, matched by the school, will provide annual scholarships to outstanding medical students based on their academic achievements, leadership and community service.

FOUNDATION GRANT SUPPORTS NEW LEARNING VENTURE IN NURSING

The Anita Thigpen Perry School of Nursing has received a \$250,000 gift from the RGK Foundation of Austin to establish a mobile simulation education program in conjunction with the F. Marie Hall SimLife Center. The program will provide simulation technology and expert faculty to work with nursing students, nurses, clinics and hospitals in rural areas of Central Texas.

Discoveries

RESEARCH
& SCHOLARLY
ACTIVITY

RECRUIT THEM AND REAP 14
INVESTIGATIONS 15 & 16
ACCOLADES 15
AWARDS 16
HOT TOPIC 17

Recruiting strategy focuses on experience, expertise and financial support as a way to enhance research activity and recognition.

Within a few weeks, George Henderson, Ph.D., will join the TTUHSC faculty as one of its newest research scientists. His track record in securing extramural funding reflects the new genre in researchers joining TTUHSC.

Henderson conducts research on the effects of alcohol to the developing brain and currently has two NIH grants supporting his investigations with the expectation that an additional two NIH grants will soon be funded. His experience and expertise will enhance a critical mass within the Texas Tech University System studying alcohol and addiction.

Since 2006, faculty recruiting has focused on those with current extramural funding as a way to enhance research activity and gain recognition for the research being performed at the TTUHSC, said Douglas Stocco, Ph.D., executive vice president for research. The new strategy to recruit those like Henderson can be defined with one word: synergy.

continued on page 14

Recruit them and reap

Attracting funded faculty enhances research opportunities, recognition



...continued from page 13.

“It’s similar to the saying the whole is greater than the sum of its parts,” says Stocco. “We have some great things going in Pharmacology, Physiology, Cell Biology and Pharmaceutical Sciences, but we need to further strengthen those areas by providing additional research expertise with individuals like Dr. Henderson, who are very experienced as researchers and mentors, in order to take the next step.”

From 2007 to 2008, TTUHSC had an increase of more than 50 percent in NIH funding, primarily from new faculty who brought funding with them. This new concerted effort of building critical mass areas provides opportunities to secure NIH grants for training post-doctoral students, securing core equipment and program development, Stocco said.

For example, in 2007, Luis Reuss, Ph.D., joined TTUHSC as chair of the Department of Cell Physiology and Molecular Biophysics. He has since developed the Center for Membrane Protein Research, a core group of 11 investigators from TTU and TTUHSC. Between them, they have approximately \$2.6 million in NIH or other extramural funding.

In turn, TTUHSC is supporting research efforts with infrastructure.

For example, roughly 2,300 square feet of laboratory space has been completed for the team of researchers studying the structure of cell membrane proteins. Also, a 10,000-square-foot suite is being renovated for five different laboratories and millions of dollars worth of equipment added for cancer research.

Sampling of research faculty recruited in 08-09

Infectious disease

Manjunath N. Swamy and Premlata Shankar	Harvard	\$1.15 million
--	---------	----------------

Cell membrane protein

Lan Guan	UCLA	\$210,625
Michaela Jansen	Columbia	\$311,858

Cancer research

Patrick Reynolds	USC	\$1.46 million
Barry Maurer	USC	\$280,996
*Min Kang	USC	

Alcohol and addiction

George Henderson	UTSA HSC	\$48,000 (approx.)
------------------	----------	--------------------

*Did not serve as principal investigator on grants transferred to TTUHSC





COCKTAILS FOR LIFE

An intravenous cocktail of three common ingredients — glucose, insulin and potassium — could prevent long-term damage if administered at the first signs of a heart attack. Eight cities nationwide, including El Paso, are trial sites for the two-year study funded by the National Institutes of Health National Heart, Lung and Blood Institute. Robert Woolard, M.D., is the principal site investigator for the IMMEDIATE (Immediate Metabolic Myocardial Enhancement During Initial Assessment and Treatment in Emergency Care) Trial. Researchers anticipate up to a 20 percent reduction in heart attacks if the study drug is proven effective. EMS and personnel from six El Paso hospitals are assisting with the study.

ROBERT WOOLARD, M.D., is a professor in the Department of Emergency Medicine at the Paul L. Foster School of Medicine at El Paso.

ACCOLADES

THOMAS PRESSLEY, PH.D., Department of Cell Physiology and Molecular Biophysics, Graduate School of Biomedical Sciences, was recently invited to publish an editorial comment for the Renal Physiology section in the *American Journal of Physiology*. The American Association of Pharmaceutical Scientists recognized **QUENTIN SMITH, PH.D.**, chair and professor, School of Pharmacy at Amarillo, as one of 15 new fellows in pharmaceutical sciences for his research accomplishments during the course of his career. Smith's chief research interests are in drug development and delivery to the central nervous system, as well as transport carriers and pumps and plasma protein binding. **CRAIG SPELLMAN, PH.D., D.O.**, received the 2008 physician-scientist Researcher of the Year award by the American College of Osteopathic Internists. Spellman, associate dean of research at the Permian Basin, leads several epidemiologic and clinical research studies focusing on Hispanic health disparities. The Society for Reproduction and Fertility has honored **DOUGLAS STOCCO, PH.D.**, executive vice president for research, with its 2009 Distinguished Scientist Award.



FLU FOR WHO?

TTUHSC scientists at Amarillo are hoping that their studies of MRSA will help determine those patients at a greater risk from the influenza virus. Working with a grant from the U.S. Health Resources and Services Administration, Todd Bell, M.D., is leading a team of researchers who are looking for a link between the antibiotic-resistant staph bacteria and influenza that will help determine who's more like to develop complications from the virus. In 2006-2007, the U.S. Centers for Disease Control and Prevention reported more than half of the 22 children who died from the flu also had MRSA infections. According to statistics from the CDC, the flu causes about 36,000 deaths nationwide and results in more than 200,000 hospital admissions.

TODD BELL, M.D., is assistant professor in the departments of Internal Medicine and Pediatrics, at Amarillo. He serves as the local health authority for the Amarillo-Bi-City-County Health District.



KIDS CANCER MEDS NOW EASIER TO SWALLOW

School of Medicine Cancer Center investigators have developed a new oral formulation of the anti-cancer drug, fenretinide, making it easier for pediatric cancer patients to take their medicine. The new formula is a cookie-dough flavored powder, which can be mixed with food or drinks. Previously, fenretinide was given orally in large capsules that were difficult for children to swallow and hard for the body to absorb. The research team of Barry J. Maurer, M.D., Ph.D., Min Kang, Pharm.D., and C. Patrick Reynolds, M.D., Ph.D., working with the New Approaches to Neuroblastoma Therapy Consortium, a group of 15 universities and children's hospitals including Children's Hospital Los Angeles, carried out a phase I clinical trial involving children with neuroblastoma. The study demonstrated the fenretinide powder is better absorbed by the body, achieving higher drug levels in the bloodstream.

EAT YOUR CRUCIFEROUS VEGGIES


Veggies are not only good for you, they may also protect against pancreatic cancer. A study by Ravi Sahu, Ph.D., and Sanjay Srivastava, Ph.D., published in the *Journal of the National Cancer Institute*, reveals a compound in cruciferous vegetables that contain high levels of a chemical that are metabolized by the body into substances that are known to be powerful anti-carcinogens.

RAVI SAHU, Ph.D., is a post-doctoral research associate and SANJAY SRIVASTAVA, Ph.D., is associate professor in the School of Pharmacy's Department of Pharmaceutical Sciences at Amarillo.

AWARDS The American Society of Microbiology featured a major article as well as a profile of MARK LYTE, PH.D., M.S., MT (ASCP), professor, Department of Pharmacy Practice, School of Pharmacy at Lubbock, in the April issue of *Microbe*. The issue highlighted his groundbreaking research in the creation of the field of microbial endocrinology. Lyte also was one of 25 finalists selected worldwide for the 2008 National Institute of Health Director's Pioneer Award. The School of Pharmacy and the School of Medicine's Department of Family and Community Medicine along with the F. Marie Hall Institute of Rural and Community Health were awarded the Texas Society of Health-Systems Pharmacists Collaborative Practice Award for 2009. One award is given each year to an organization for providing patient care in a creative, interdisciplinary fashion. The entities were recognized for implementing the telepharmacy program, which includes sites in the rural Texas communities of Turkey and Earth.



RESEARCHERS' SOLUTION PROMOTES HEALTHY ORAL HYGIENE



NEAL HINKLE

Seatbelts for your teeth? That's how a Lubbock orthodontist described the latest technology for those who wear braces.

ClassOne Orthodontics recently launched a new line of orthodontic products that are sealed with a selenium-based compound proven to reduce plaque build-up. The FDA-approved selenium compound was originally developed on the TTU campus by Julian Spallholz, Ph.D., professor of nutrition and biochemistry. Spallholz, along with Ted Reid, Ph.D., TTUHSC professor of ophthalmology, collaborated on this latest use.


"Poor oral hygiene was a problem," said Kenny Gallagher, president and CEO of ClassOne Orthodontics. "We needed a product to solve this problem."

The Lubbock-based company, joined forces with Selenium Ltd., a bioscience startup within TTUHSC, funded through a venture capital fund steered by Austin-based Emergent Technologies Inc. The SeLECT Defense product line includes ligature ties, brackets and closing chains. Gallagher said the company, which exports to 42 countries worldwide, received \$60,000 in advance orders.

TTUHSC President John C. Baldwin, M.D., said the collaboration between ClassOne and Selenium Ltd. is just one example of how technology transfer from university research labs to the commercial sector can improve peoples' lives.

In the past, selenium technology has been used to coat contact lenses to prevent the bacteria build up. In the future, it could prove beneficial in pharmaceuticals and medical instruments. Reid says the selenium compound could be attached to drugs, which could then target and attack viruses and cancer cells.

Julian Spallholz, Ph.D., and Ted Reid, Ph.D.





seeing into the future

new research focuses on curbing sight problems in premature infants

By Kim Davis

It robbed Stevie Wonder of seeing the ebony and ivory of his piano keys. Tom Sullivan, another musician, also lost his sight soon after birth to what doctors now refer to as retinopathy of prematurity or ROP.

A significant time in the history of ROP was between 1941-1953, according to the American Medical Association. This was when a worldwide epidemic was seen – Wonder and Sullivan were among the more than 12,000 premature babies who were not only born with the disease, but also blinded by it. Two British scientists, however, suggested the problem might be related to oxygen toxicity. The condition occurred in affluent areas where premature babies were treated in incubators that released artificially high levels of oxygen in order to help develop premature infants’ fragile lungs – the last organ to develop in utero and the most worrisome to doctors when babies are born prematurely. As a result, oxygen levels



Richard Leff, Pharm.D. and Claudia Meek, Ph.D., lead research at the School of Pharmacy's Pediatric Pharmacology Research and Development Center.

NEAL HINKLE

in incubators were lowered and the epidemic was significantly reduced, according to a 1980 research report by William Silverman, Ph.D., and funded by Grune & Stratton Inc.

“The problem is that we still have 25,000 premature infants born per year in the United States,” said Dale Phelps, M.D., neonatologist with the University of Rochester and co-investigator on a new drug that might not only improve lung function in premature infants, but also curb ROP altogether. Richard Leff, Pharm.D., regional dean of TTUHSC’s School of Pharmacy at Dallas, is co-investigator. Leff also directs the school’s Pediatric Pharmacology Research and Development Center,

where researchers conduct preclinical studies required for

pediatric pharmaceutical labeling.

“This study is not about treatment,” Leff explained of the research they are conducting on Inositol, now in Phase III of the drug trial process. “We’re studying it for prevention of both lung and eye complications.”

Stacy Garcia, Lubbock mother of 5-month-old twins, Laken and Jaxon, is overjoyed the medical community is searching for advancements in medicine for premature infants. The boys – born at 28 weeks, weighing less than 3 pounds each – are at home, but connected to heart and lung monitors that constantly hum ... letting Stacy and her husband, Jeremy, know that their boys are safe.

“There’s constant stress,” Stacy admits. And for Jaxon, who was diagnosed with ROP within just a week of birth, there was just one more thing to add to the list of worries.

“Obviously, our biggest concern is that their lungs are fully developed ... that their hearts are strong ... that they don’t develop any kind of cerebral palsy (as some premature infants can do),” she said. “But to be told one of your babies’ eyes aren’t developing right, and the only treatment right now is laser surgery to stretch the blood vessels in the eyes so they will grow to their fullest potential ... it’s one more worry.”

Leff is hoping to alleviate the concern altogether and believes with the help of doctors such as Phelps in Rochester, they’re closer

Premature infants like Jaxon Garcia, left, are at risk for retinopathy; photographed with twin brother, Laken; parents, Stacy and Jeremy Garcia; and big brother, Tallon.



than ever. He anticipates the FDA to approve use of Inositol within the next three to five years, making it available commercially for the prevention of ROP.

The drug is actually a sugar alcohol found in many foods. In recent years, Leff said, Inositol supplementation is known to help premature infants survive respiratory distress syndrome and has even played an essential role in the physiology of phospholipids, which are important for the proper functioning of all membranes, including those lining the lungs of premature infants. In addition, it has been identified as a compound that acts as a “second messenger” helping with the release of calcium during the transmission of nerve signals that control muscle movements ... including the development of the blood vessels in the eyes.

Kelly Mitchell, M.D., assistant professor for TTUHSC School of Medicine’s Department of Ophthalmology and Visual Sciences at Lubbock, said he couldn’t be more thrilled about the research.

“We’re seeing up to as many as 100 babies per year with ROP,” Mitchell said. “Many of them are extremely treatable if we catch it early. We see these babies in the NICU, and ROP is one of the things we look for. Within a relatively short amount of time, we can recognize it and perform laser surgery that is tremendously helpful.

“Generally, those with ROP will face life with some peripheral sight issues, because the blood vessels simply did not grow to their full potential, regardless of all treatments we are able to offer right now.”

Which is why, he said, the promise of a preventive drug is so exciting.

Preclinical research related to drug development for pediatric patients

Pediatric Pharmacology Research and Development Center School of Pharmacy at Dallas

The primary function of the Pediatric Pharmacology Research and Development Center is to conduct preclinical research required for pediatric pharmaceutical labeling. It is the first TTUHSC initiative to stimulate pharmacy research in the Dallas/Fort Worth area.

The center began in 2003, collaborating with researchers at the University of Texas Southwestern Medical Center’s Department of Pediatrics to secure NIH funding to establish a Pediatric Pharmacology Research Unit at Children’s Medical Center of Dallas.

Also, the center serves as the core drug development laboratory for the National Institutes of Health Clinical Science Scholar Program at Southwestern Medical Center. The program’s purpose is to train young practitioners to conduct clinical/translational research.



JAMIE HINOJOSA

WHAT IS ROP?

Picture the eye as a bicycle wheel. The tire of the bike represents the outer portion of the eye, and the center hole of the bike – where all the spokes of the wheel come together and reach out to the tire – is the retina. The spokes represent the blood vessels in the eye. As a baby’s eyes develop, the “spokes” or blood vessels begin at the retina and slowly grow outward to the “tire,” or outer portion of the eye. But, with ROP, the blood vessels either stop growing all the way out, or sometimes begin to grow

back toward the retina. Without the blood vessels fully developing all the way out to the edge of the eye, sight issues will ensue. For now, treatment for ROP is handled by laser surgery, where ophthalmology surgeons go in and straighten the blood vessels to encourage their growth to the edge of the eye. If caught early enough, sight is fully restored. However, in some cases, the blood vessels are not able to grow to their full extent, resulting in some sight issues – generally causing peripheral damage later in life.





MIKE

and his
BIKE

By Kim Davis

Many people have heard it before: Exercise relieves stress and releases endorphins in the brain that leave you with a feeling of quietude.

A few minutes with Mike McGalliard, MPT, (SOAHS '97, '08) and it's obvious he gets a daily dose. As a USA Cycling racer, his daily 20-mile exercise routine, 40- to 60-miles on the weekend, is possibly nothing short of mind-boggling to the average person. Even more impressive is that he does each 20-mile stint in about an hour.

His favorite workout route?

"Palo Duro Canyon," McGalliard answers without pause. "It's God's gym."

McGalliard, a former runner, bought a bicycle in 1996 and "that's when it all began," he said. The "that" being competitive cycling; he competes in 25 to 30 races per year, most alongside professional cyclists.

His day job as assistant professor in physical therapy at the School of Allied Health Sciences at Amarillo is a good match with what McGalliard does as a hobby.

"Understanding how the body functions and knowing when I've pushed my body too far is helpful to me in my cycling and in my coaching" he said. McGalliard added that because of his professional career he has been asked to coach multiple cyclists, including Trisha Murphy, the 2007 overall female winner of the Redman Full Triathlon and the 2008 Ford Ironman World Championships Lottery Winner.

"The 'no pain, no gain theory' isn't always the best way to go," he explained. "And I think I can be beneficial in being able to see when some of the people I coach are pushing their bodies beyond what they can handle."

Back at the office, McGalliard is constantly studying exactly what the body can handle, particularly in the area of trunk stability, or the lower spine. He and his team in Amarillo are researching the multitude of muscles surrounding the lower spine and how diagnostics can be improved and new therapies developed so that fewer individuals require surgery in the future.

"I absolutely love getting up every morning and going in to work," he said. "Our administration is so supportive of the development of our research to achieve our goals. Each and every one of us are encouraged and given the opportunity to reach our full potential."

Life
begins
at



or so the
saying goes.


*Yet, the School of Medicine
has already made a
significant mark in history.*

*Take a moment
to reminisce
with these tidbits
of trivia.*

trivia compiled by danette baker | paper assemblages by amanda sneed

1970s Two groups of students claim status as the inaugural

class. In 1972, 25 students entered as juniors and became the school's first graduates. An additional 36 students entered as freshman. The first cadaver morgue was in a kitchen.



The School of Medicine was first housed in Drane Hall, a women's residence hall on the TTU campus.

The dorm's dining room served as the dissecting laboratory. Fertile soil. Out of a cotton field,

grew a new home for the school ... groundbreaking was held in 1973 for the TTUHSC campus at Lubbock. The doctor is in. Clinical departments moved into Thompson Hall in the spring of 1973.

Classrooms, laboratories, clinics ... makeshift sports arena. When it opened in 1976, the Lubbock campus provided ample space for academics and the unfinished areas became venues for extracurricular activities. William E. Bode, M.D., ('77) received in 1977 the first Gold-Headed Cane Award.

Katie Brading, M.D., received the award this year. The cane is on display at the Preston Smith Library of the Health Sciences with a plaque nearby listing the names of the awardees. General Hospital was not only the

setting on a popular soap, but also a real hospital. Lubbock General Hospital opened in February 1978 in Lubbock and became the principal training site for medical students and residents. In the '90s, the name changed to University Medical Center. The beginning and the end. Class of 1979 graduates were

the first to complete the new four-year curriculum. 1980s Smile, you're on family camera. The Plexus, TTUHSC's yearbook dating back to the early '80s, included family photos, chronicling milestones such as

newborns and newlyweds. Landsharks are fond of the water. In the early '80s a team of medical students competed in intramural swimming competitions under the nomenclature normally reserved for those paying tribute to Jimmy Buffett.

Manuel de la Rosa, M.D., ('84) never leaves home without it. Dr. de la Rosa's signature

bow tie was his way of applying one professor's advice that physicians look more professional. Plus, says the pediatrician, bow ties are

harder for kids to reach and pull on. He was photographed in a traditional tie for his senior yearbook photo. Long before "America's Got Talent" there was the annual

variety show sponsored by first-year medical students. Thankfully none of the performers gave up their day jobs, but the hula and belly dancers, comedians and musicians were always good entertainment.



Two grueling years of basic sciences ends with a BS Party. It was a time of mixed emotions as good friends and classmates often said goodbye as the class split ... some going on to Amarillo or El Paso for the remaining years while others stayed in Lubbock.



Join the club. Those interested in pediatrics organized their own club in 1985. It was just one of many student organizations formed for those with like interests. Faculty sponsors for the inaugural group were Michael Bourgeois, M.D., Surendra Varma, M.D., and Wallace Marsh, M.D. Members volunteered with the Children's Miracle Network telethon and served as counselors for summer diabetic camp.

Ode to the alma mater. Were you one of the 20 graduates at the first-ever reunion of medical school graduates? The event was held in 1986 at the University City Club. **Mortgaged futures.**



To help offset cost of a medical education, the Texas Tech Medical Foundation forms a scholarship committee. The average debt after medical school was about \$40,000. **Second chance.** Surgery department marks first kidney transplant procedure on Jan. 22, 1986. **1990s** Welcome to the

ranks. Mike Owen, M.D., ('77) presented a white coat to his daughter, Jennifer Owen, ('01) during the first White Coat Ceremony held Aug. 10, 1997. **The right place at the right time** resulted in successful treatment of a local hantavirus case in 1997. Physicians David Waagner, M.D., ('84), Robert Rosenberg, M.D., Ph.D., and Michael Romano, M.D., used knowledge from a pediatric pulmonary study to successfully cure a local teen of the deadly hantavirus. **Out of this world.** Bernard Harris Jr., M.D., ('82), lands assignment in 1991 with NASA as a mission specialist. He became the first African American in space in 1993. **Discovering a stAR.** Research by Douglas Stocco, Ph.D., identified the essential protein — Steriodogenic Acute Regulatory protein or stAR — for the intracellular conversion of cholesterol to steroid hormones. **Attacking pain.** After two decades on faculty, Gabor Racz, M.D., turns his attention to developing an international pain center. **University Medical Center creates Endowment Trust.** The \$10 million contribution was, at the time, the largest single contribution by one institution to the School of Medicine. **Border health.** Interdisciplinary team of medical and nursing students join faculty members in 1993 on the first medical mission trip to Juarez, Mexico, organized by Christian Medical and Dental Society.

Out of this world. Bernard Harris Jr., M.D., ('82), lands assignment in 1991 with NASA as a mission specialist. He became the first African American in space in 1993. **Discovering a stAR.** Research by Douglas Stocco, Ph.D., identified the essential protein — Steriodogenic Acute Regulatory protein or stAR — for the intracellular conversion of cholesterol to steroid hormones. **Attacking pain.** After two decades on faculty, Gabor Racz, M.D., turns his attention to developing an international pain center. **University Medical Center creates Endowment Trust.** The \$10 million contribution was, at the time, the largest single contribution by one institution to the School of Medicine. **Border health.** Interdisciplinary team of medical and nursing students join faculty members in 1993 on the first medical mission trip to Juarez, Mexico, organized by Christian Medical and Dental Society.

Attacking pain. After two decades on faculty, Gabor Racz, M.D., turns his attention to developing an international pain center. **University Medical Center creates Endowment Trust.** The \$10 million contribution was, at the time, the largest single contribution by one institution to the School of Medicine. **Border health.** Interdisciplinary team of medical and nursing students join faculty members in 1993 on the first medical mission trip to Juarez, Mexico, organized by Christian Medical and Dental Society.

Border health. Interdisciplinary team of medical and nursing students join faculty members in 1993 on the first medical mission trip to Juarez, Mexico, organized by Christian Medical and Dental Society.



The great mud bowl. The annual football game, played on a field of mud, becomes a tradition of spring training in Lubbock.

Round & Round. The typical day for third-year students ... rounds at 7:30 a.m., noon meeting, afternoon classes, night on call. The days are long, nights on call even longer. **2000s** Have it your way. Medical

students can select from three specialized degree plans – MD/JD, MD/MBA, MD/PhD — earning graduate degrees in law, business or science – concurrently with their medical degrees. **Diagnosing sick buildings.** David Straus, Ph.D.,



and his team of researchers discovered two fungi in 2001 responsible for the phenomenon known as Sick Building Syndrome. **Seven local physicians, including four SOM alumni,**



produced “Holiday Blues in Greens.” The CD, released in 2004, featured the septet on guitars playing favorite Christmas songs. Proceeds benefitted the American

Cancer Society. Among the musicians were: Corey Haggard, M.D., ('89); Guy Hirsch, M.D., ('75); Richie Rosen M.D., ('84); Brad Snodgrass, M.D., ('88). **Gender respect is the new genre**

of medicine. The Center for Women’s Health and Gender-Based Medicine opened in the fall of 2007 at the Amarillo campus bringing a new approach to advancements and treatments specific to women and men. **Leading the**



way. Ebtessam Attaya Islam, M.D., Ph.D., ('09, '05) was appointed to the Texas Tech University System Board of Regents as the first student regent from TTUHSC. She was a second-year medical student at the time. **Global Perspectives** gives students opportunities to recognize the responsibilities of physicians

to address global health disparities. **Medical students earn perfect score.** The School of Medicine reached a landmark measure of quality in



2008 with the 100 percent pass rate on the United States Medical License Exam 1, given to students preparing to enter their third year of medical school. **Life before medical school.** The Class of 2012

includes several who were collegiate athletes: Red Raiders David Schaefer, Ryan Rowland and Gerrid Warner (football); Jay Woffard (tennis); and Ryan Owen (baseball). Others include Josh Goldman, men’s gymnastics at Stanford University; Tyler Cooper, basketball standout at West Texas A&M, and Lindsey Casey, a roundballer at San Diego State, the University of Oklahoma and Midland College. Megan Shupp,



a softball standout for the Lady Raiders, will enter medical school this fall, and alumna Field Scovell, M.D., ('02), played for the Red Raiders from 1993-

96. **The next generation.** Forty students comprise the inaugural class of the Paul L. Foster School of Medicine at El

Paso, including 38 from Texas — eight of which are from El Paso.

from rural roots to medical pursuits

By Jo Vaughan

**As boys, they did just about
everything together:
hunt, fish and camp out —
just doing what brothers do.
They shared in everything,
even their birthday —
five years apart,
on Groundhog's Day.
In their professional lives,
the bond continues.**

CLINT HAYES, M.D., (SOM '94) and MARTIN HAYES, M.D., (SOM '89) grew up in Fannin County, Texas, and are products of rural Texas. Hunting was a passion, as were Boy Scout activities leading both brothers to the rank of Eagle Scout. Both chose medicine as a career, both chose surgery and, more specifically, both chose surgical practices that include treating varicose veins. Now, both brothers are board certified general surgeons and board certified phlebologists – Clint in Denison, Texas, and Martin in McAlester, Okla.

Together the brothers are conducting clinical research yielding promising results for the treatment of Restless Leg Syndrome (RLS), a condition affecting 5 percent to 15 percent of the American and European populations, and sometimes associated with venous insufficiency, a condition in which the veins fail to return blood efficiently to the heart. RLS is a condition marked by unpleasant urges to move the legs, most noticeably at bedtime and other periods of relaxation. The sensations diminish somewhat while the legs are moving, but return as soon as the movement stops. As can be imagined, sleep is significantly impeded.

The Hayes' research focuses on endovenous laser ablation to treat patients with venous insufficiency and RLS. This treatment lessens or eradicates the RLS symptoms. The technique uses a thin, glass fiber and laser energy to seal the diseased veins shut, thus treating the venous insufficiency.

The brothers echo the desire to find ways to ease their patients' symptoms. "Our surgical practices are always changing and being molded by the patients we treat. This research is a prime example of how the theory and practice of medicine change to meet the needs of our communities,"



J. Martinbos, MD

VEIN CENTER
OF NORTH TEXAS
Clint A. Hayes MD, FACS, RVT

**What is a brother's place in a family?
To a younger brother or sister,
he may be a guide
to help traverse the complicated
path of growing up.**

© Brother Poems from Family Friend Poems
www.familyfriendpoems.com

Clint said. "And to be able to do that together is especially important to us."

Clint initially published findings on the technique in the June 2008 issue of *Phlebology*, the international journal for venous disease. "This research was a product of a patient visit," he explained. "The patient had severe varicose veins and was taking different medications for depression, pain, sleeping and RLS.

"We used the venous ablation procedure and at her post-surgical visit six weeks later, she thanked me for curing her RLS. She explained that most nights she kicked and tossed until 3 a.m. before finally drifting off. After her procedure, the RLS symptoms were gone. Her whole countenance improved, and she was no longer taking the medications. That piqued my curiosity, and the idea for the research project was born."

This summer, the brothers will collaborate on the second phase of the study. Martin's clinic will be actively involved as one of four nationwide test sites.

"Clint called and asked me to join him in this project because my practice uses the venous laser ablation procedure as well. The American College of Phlebology has a lot of interest in this project, and it seems like a good fit for my patients," Martin said. "We feel RLS is a curable condition in a certain subset of patients, and are working to that end."

Medicine is a thread that has long run through the Hayes family. Their great-grandfather, a physician in Krum, Texas, was a "horse-and-buggy" doctor, Clint says. "We still have his records showing where patients paid him in livestock." Several cousins also are physicians so choosing medicine came naturally in the Hayes home.

"Martin was in medical school and encouraged me," Clint said. "I was finishing my undergraduate work at Hardin-Simmons University in Abilene and really didn't know what to do next. I spent some time with Martin in Amarillo that summer while he was in rotation on the Amarillo campus and knew I wanted to be a doctor.

"Later, he supported my decision to go into surgery just as he did. And now here we are doing groundbreaking clinical research. Not too bad for a couple of Texas country boys."

Alumni

NEWS & NOTES 32

FRIENDS WE'LL MISS 34

PROFILES 35-39



*Everyone's Darlene
Scholarship for nurse
practitioners renamed to
honor faculty member's
service to others.*

Founding Dean Teddy Jones, R.N., C.S., Ph.D., F.N.P.;
Darlene Norton, R.N., M.S., A.N.P.; Emily Merrill, R.N.,
Ph.D., F.N.P.-BC (SON '94), department chair, Nurse
Practitioner Studies; Nancy Ridenour, R.N., Ph.D., F.N.P.-
BC; Rod Hicks, R.N., Ph.D., F.N.P.-BC (SON '87, '93);
professor and UMC Health System Endowed Chair for
Patient Safety; Anita Thigpen Perry School of Nursing Dean
Alexia Green, R.N., Ph.D., FAAN

Commitment to others

Darlene Norton's lifelong passion for providing health care to underserved populations culminated in an unexpected way at the Anita Thigpen Perry School of Nursing's annual Nurse Practitioner and Preceptor Appreciation Dinner in March.

Norton, R.N., M.S., A.N.P., professor emeritus for the Perry School of Nursing, continues to teach in the school's nurse practitioner program and in her spare time, provides health care to the homeless. She said she was thrilled to learn that the scholarship for nurse practitioners that she helped establish was named after her.

"My initial reaction was incredulousness," Norton said. "It is the greatest honor I could ever receive, and I will always be grateful to those who made it possible."

In 1996, Norton along with Nancy Ridenour, R.N., Ph.D., F.N.P.-BC, and Rod Hicks, R.N., Ph.D., F.N.P.-BC (SON '87, '93) collected donations for the first School of Nursing Endowed Nurse Practitioner Scholarship Fund. Ridenour, dean of the University of New Mexico School of Nursing, was the associate dean for TTUHSC's nursing Graduate Program. Hicks is professor and UMC Health System

Endowed Chair for Patient Safety.

Since that time, the scholarship has been sustained by donations from students, faculty and alumni. The only criterion for application for the Darlene A. Norton Nurse Practitioner Endowed Scholarship is a commitment to practice with uninsured and underinsured patients, the homeless, rural citizens, the developmentally disabled and migrants. The first scholarship was awarded to a student in 2002. This year, three students will receive the scholarship.

Preceptor Award Recipients



Nancy Johnson, R.N., C., M.S.N., W.H.N.P., (M.S.N. '87); and Yondell Masten, R.N., C., Ph.D., outcomes management and evaluation associate dean

The Anita Thigpen Perry School of Nursing recognized the professionals who serve as preceptors and their years of service during the annual Nurse Practitioner and Preceptor Appreciation Dinner in March.

3-Year Awards

Jana Gary, APRN-BC, (BSN '98, MSN '01)
 Nylene Hafer, RN, MSN, FNP-C (BSN '94)
 Jean Lynn Henrikson, RN, MSN, FNP, ACNP
 Helen Hoover, WHNP-BC, FNP-C
 Jose Lizarribar, MD
 Melisia Martin, RN, MSN, FNP-C (MSN '04)
 Joan Maxfield, RN, MSN, FNP
 Joyce Miller, DNP, RN, WHNP-BC (BSN '01)
 Amy Moore, RN, MSN, FNP-C
 Romeo Papica, MD
 Holly Patterson, RN, MSN, C, CPNP
 Malinda Redmon, MSN, FNP (BSN '00)
 Melanie Richburg, RN, MSN, FNP-C
 Tad Titlow, RN, MSN, FNP (MSN '04)
 Cheryl Vallie-Porter, RN, CFNP
 Tommie Vidales, MSN, FNP-C

5-Year Awards

Nancy Johnson, RN C, MSN, WHCNP (MSN '87)
 Kama Winn, RN, MSN, FNP-C (MSN '99, '01)

10-Year Award

Michelle Houghton, RN, MSN, CS, FNP (MSN '87)

15-Year Award

Robert Martinez, RN, MSN, CS, FNP (BSN '84, MSN '92)

MEDICAL CENTER MENTOR

DALLEY PLANS TO RETIRE FROM ADMINISTRATION, BUT CONTINUE IN CLASSROOM



The School of Medicine is working to establish an endowed chair to honor Dr. Bernell Dalley's dedication and service to the school and its students. To make a donation, call 806.743.2763 or visit <http://giving.ttuhsu.edu>.

He didn't care much for biology in high school, and when Bernell Dalley went to college at Brigham Young University in Provo, Utah, he thought he wanted to be an engineer. He took some different general education assignments including a zoology class. He then tried an anatomy and physiology course. "I really felt like that was what I was gifted at," he said.

Dalley moved to Lubbock in 1974 to teach anatomy at the newly established School of Medicine. The original plan was to stay in Lubbock for five years and then move west to be closer to family.

"The warmth of the sunshine and the warmth of the people won us over," he said. Dalley and his wife, Lolita, had previously lived in Nebraska while he completed his doctoral degree at the University of Nebraska.

When Dalley came to TTUHSC, the medical school was housed in Drane Hall on the TTU campus; there were 40 students.

"It's grown into an extremely prestigious and productive institution of higher learning – not only the great education for the students who come here, but also significant research that is not only a benefit to the area but to health care at large," Dalley said.

But the best and most rewarding part for him has

been working with the students. "It's the interaction or being able to feel like you're contributing to their education, maybe helping them adjust to the environment and even counseling as they wrestle with problems," he said. "I am convinced the reason I have this job is because of a mutual affection that I have for students and that they have for me."

Dalley has won several teaching awards, but was surprised last year when the graduating students chose to honor him with the John Aure Buesseler Memorial Award. Buesseler was the founding dean of the medical school.

For the past 12 years, Dalley has served as the associate dean for admissions and minority affairs. This will be his last year in the position. He leads the committee that determines which students are accepted into medical school.

His plans are to retire from administration; however, Dalley will continue teaching, just as he has for the past 35 years. "This was my first job," he said. "The only job I've ever had."

Excerpted from an article by Kristen Hackney-Redman from the April 14, 2009, edition of the Lubbock Avalanche-Journal; reprinted with permission.



ALUMNA SELECTED TO REPRESENT NURSE PRACTITIONERS

ALUMNA SELECTED TO REPRESENT NURSE PRACTITIONERS :: Emily Merrill, R.N., Ph.D., F.N.P., (SON '94) associate professor and department chair for Nurse Practitioner Studies in the Anita Thigpen Perry School of Nursing, recently was elected to a two-year term as the Texas State Representative to the American Academy of Nurse Practitioners. Merrill will serve as a liaison for AANP members and other nurse practitioners in Texas and will attend state, regional and national meetings to influence health policy and practices.

THIRD ALUM RECEIVES NURSING FELLOW

THIRD ALUM RECEIVES NURSING FELLOW :: Catherine Reavis, Ed.D., APRN FNP-BC, (SON '97) joins two nursing alumni as a fellow in the American Academy of Nurse Practitioners. Reavis was inducted in June into the academy's Class of 2009. Rod Hicks, R.N., Ph.D., F.N.P.-BC (SON '87, '93) and Janet Noles, Ph.D., (SON '94) were among last year's inductees. Reavis is professor and family nurse practitioner at Georgia Southern University in Statesboro, Ga. The academy recognizes as fellows the nurse practitioner leaders who have made outstanding contributions to health care.



Chester A. "CAB" Bond, Ph.D., died June 8, 2009, in Amarillo. He was a professor of pharmacy practice at the School of Pharmacy at Amarillo and a member of the school's founding faculty.

Donna Kay Franks, wife of Darrell Franks, M.D., (SOM '88), died Dec. 6, 2008, in Lubbock.

Lourdes Isett (SON '94), sister of state Sen. Carl Isett, died Dec. 26, 2008, in Fort Worth.

Shannon Copeland Symmons (SOAHS '97) died November 19, 2008, in Wichita Falls.

Norman Mason Williams, M.D., (SOM '74) died Sept. 10, 2008, in Claremont, Calif. He was a member of the School of Medicine's first graduating class.

Gifts in memory of or in honor of are routed to the desired location of the donor through the TTUHSC Office of Institutional Advancement, 3601 4th Street, Stop 6238, Lubbock, Texas 79430.

friends we'll miss

Forty Forward Celebrating successes, anticipating greatness!

Please join us for a memorable weekend commemorating the School of Medicine's 40th anniversary. Highlights include a recognition dinner for community physicians and alumni and special activities at the TTU football game.

**Sept. 11-12
Lubbock, Texas**

Watch for your invitation in the mail.



TEXAS TECH UNIVERSITY
HEALTH SCIENCES CENTER
School of Medicine

Roger Wolcott, M.D., '92

WORKS TO ENHANCE
REHABILITATION CARE
FOR WEST TEXANS

DARE TO DREAM

BY DANETTE BAKER

Roger Wolcott, M.D., knows the reality that dreams can actually come true. He's living one.

Wolcott, a specialist in rehabilitation medicine, has been instrumental in expanding services to those living in West Texas. It was a dream he shared for years with his father, Lester E. Wolcott, M.D.

Wolcott's tenacity has resulted in the development of two facilities, which opened last year within weeks of each other. The Transitional Learning Center serves those with traumatic brain injuries. TrustPoint Hospital provides physical and psychiatric rehabilitation for adults and geriatric populations.

Talking about them, Wolcott beams proud as any new father. He unabashedly hails the success of TrustPoint Hospital, calling it an intensive rehab program like no other. The Transitional Learning Center, on the other hand, fills a need for patients who require longer comprehensive cognitive rehabilitation when they are not yet capable of living on their own.

And although the elder Wolcott died before the projects were completed, his work won't soon be forgotten. The rehab wing at TrustPoint Hospital bears his name.

A fitting end to what Wolcott describes as their dream come true.

ALUMNI PROFILE :: allied health sciences

Devon Fuhrmann Byrd
M.S., CCC-SLP, '05
Speech-Language Pathology

IMPROVES LIVES OF
INFANTS THROUGH
ALTERNATIVE
FEEDING METHODS

*Devon Byrd, CCC-SLP
Speech Therapist*

PASSIONATE PURPOSE

BY REBECCA HARDIN

Born with a bilateral complete cleft lip and palate, DEVON FUHRMANN BYRD, M.S., CCC-SLP, underwent 13 surgeries throughout her childhood. The first of those required that she weigh at least 10 pounds, no small feat for an infant who can't suck on a bottle. Inspired by her own speech pathologist, Byrd has found that her personal experience has enabled her to relate to patients and families facing similar challenges.

"I feel it's my turn to give back to others the help and resources that were given to me as a child," says Byrd.

A graduate of the Speech, Language and Hearing Sciences master's program, Byrd now works at Valley Baptist Medical Center in Brownsville. Gratification, Byrd says, is found when a baby, facing significant challenges due to craniofacial anomalies, becomes successful with bottle-feeding once nipple changes and feeding position alternatives have been made.

"It gives me a great sense of satisfaction, knowing that I am part of the medical team that helps babies to survive," says Byrd, who hopes to one day become part of a cleft palate team.

Texas Tech University Health Sciences Center provided not only a strong academic foundation, but Byrd says she also discovered ethics and morals implemented within the curriculum; two principles she believes are important to a good clinician.

Brandy McGinnis,
Pharm.D., '04

HELPS PATIENTS WITH
CARDIOVASCULAR DISEASE
MANAGE MEDICATIONS

EDUCATION ENGAGEMENT

BY MARK HENDRICKS

Drug compounding is not one of the responsibilities BRANDY MCGINNIS, Pharm.D., undertakes as a clinical pharmacy specialist in the Clinical Pharmacy Cardiac Risk Service for Kaiser Permanente Colorado. Instead, she mixes her desire to help others with clinical skills to provide evidence based long-term care for roughly 800 coronary artery disease patients.

"I help them manage their risk factors, which include cholesterol, hypertension, diabetes and tobacco use. I also provide education regarding their disease state and encourage lifestyle modifications," McGinnis explains.

She works with patients individually to evaluate their drug therapy, which includes lipid lowering, antihypertensive, antiplatelet, -blocker post MI, and ACE inhibitor utilization. McGinnis also provides and adjusts their medications and monitors their progress to ensure long-term adherence to these treatment strategies.

"On a daily basis, I am able to see the impact of what we do here. Being able to provide direct patient care as a pharmacist and seeing the improvement in patient outcomes — as well as the satisfaction and excitement my patients express as we work together to improve their risk factors — is one of the most rewarding aspects of my job."

McGinnis says pharmacy is evolving to keep pace with the changing health care landscape.

"Prevention is the key and pharmacists, being the medication experts, can play an intricate role in providing health care in various disease states. I love that Texas Tech University Health Sciences Center School of Pharmacy provided me with the clinical experiences, the education and the resources to pursue such a rewarding career."

ALUMNI PROFILE :: **nursing**

Elsa Velasquez-Ward,
*B.S.N., '07,
Second Degree Program*

EASES PATIENT ANXIETIES
BY ADDRESSING
CULTURAL BARRIERS



LEARNING TO SPEAK THEIR LANGUAGE

BY KIM DAVIS

Imagine being in a foreign place and becoming ill enough to require admittance in a local hospital. You don't understand the language or the customary protocols. You want a minister to pray with you, but you don't know how to ask for one or if that's even an option. You're lonely.

Cultural Diversity Coordinator ELSA VELASQUEZ-WARD, B.S.N., strives to ensure that scenario never happens at Midland Memorial Hospital. Velasquez-Ward, who not only felt a calling for nursing, says she also felt a calling for interpretation from a very young age.

"Both my parents moved from Mexico before I was born, so I spent most of my childhood interpreting not only for them but also for much of my neighborhood," she recalls.

Velasquez-Ward lobbied for her current position after seeing the need to help cross those same language and cultural barriers at Midland Memorial, located in Midland, Texas, where minority groups represent more than 42 percent of the population.

"From the Spanish-speaking population to the Asian population and from Mennonites to the Burmese population ... each group has cultural and language issues we need to help them with to make their hospital stay a comfortable one," said Velasquez-Ward, who began in the position almost two years ago.

She says patient satisfaction results have increased tremendously. "My goal is for all patients to be completely informed so they can make the best decisions possible for themselves.

"It's so important that we, as caregivers, take a step back and see every patient's needs from his or her perspective."

ALUMNI PROFILE :: **biomedical sciences****Emily Barron-Casella, Ph.D.***GSBS '81**Anatomy*SEARCHES FOR A CAUSE
AND POSSIBLY A CURE.

IN PURSUIT OF A KEEPER

BY DANETTE BAKER

In her lab at Johns Hopkins Children's Center, pediatric hematology researcher EMILY BARRON-CASELLA, Ph.D., pursues the proverbial fish ... you know, the BIG one. The discoveries to her credit so far are no small fry: determining sequences in the human prolactin gene that regulate its expression; cloning and localizing two human CapZ genes in the human genome; and expressing two blood cell antigens in bacteria, noting, "that was the first time, to our knowledge, that had been done."

Yet, says Barron-Casella, "I am still looking for something bigger. The thought that I might be helping a child with his or her illness inspires me to go to work every day."

Her current work in sickle cell disease might be the one that has thus far eluded her. Barron-Casella's work focuses on understanding brain injury due to silent cerebral lesions in children with sickle cell disease. This condition, a mutation in the hemoglobin gene, causes irregularly shaped red blood cells. These cells can harm the body by obstructing and damaging blood vessels. In the brain, these damaged vessels can cause lesions, which often go undetected; however, they correlate with declines in children's attention and school performance.

"We are trying to understand why some children with sickle cell disease suffer from these infarcts while others do not," she said. "What we are hoping to find are proteins that would serve as markers of injury to the brain."

We Can Do “It!”

BY RICK AND SHARON DECKER

The pioneers settling West Texas and the South Plains overcame seemingly insurmountable obstacles. This same pioneering spirit led to the establishment in 1969 of the School of Medicine, followed by schools of Nursing, Allied Health Sciences, Pharmacy, the

Graduate School of Biomedical Sciences, and most recently the Paul L. Foster School of Medicine in El Paso.

Texas Tech University Health Sciences Center demonstrated this pioneering spirit by the selection of Interprofessional Teamwork (it) as the focus of its Quality Enhancement Plan, or QEP, an accreditation component for the Commission on Colleges of the Southern Association of Colleges and Schools. SACS, a regional body for accrediting degree-granting institutions, states the goal of a QEP is to provide institutions an opportunity to implement a far-reaching, long-lasting education initiative to improve student learning.

Research has demonstrated that interprofessional

teamwork decreases costs, promotes patient safety and improves patient satisfaction. Individual team members promote safe, quality patient care through collaboration, communication and coordination. TTUHSC recognizes a transformation in the current educational process is required to prepare our

students to function competently as a member of an interprofessional team.

This transformation, the integration of interprofessional activities into an academic health center, can be a daunting task for multiple reasons. The research literature identified physical, economic and attitudinal barriers that affect this process. These include differences in philosophy, knowledge, organizational structures, financial reimbursement, the absence of uniform academic calendars, lack of curriculum time, and clinical placement issues. Therefore, to overcome these challenges and establish a culture in which teamwork can thrive will require dedicated effort, time, and resources.

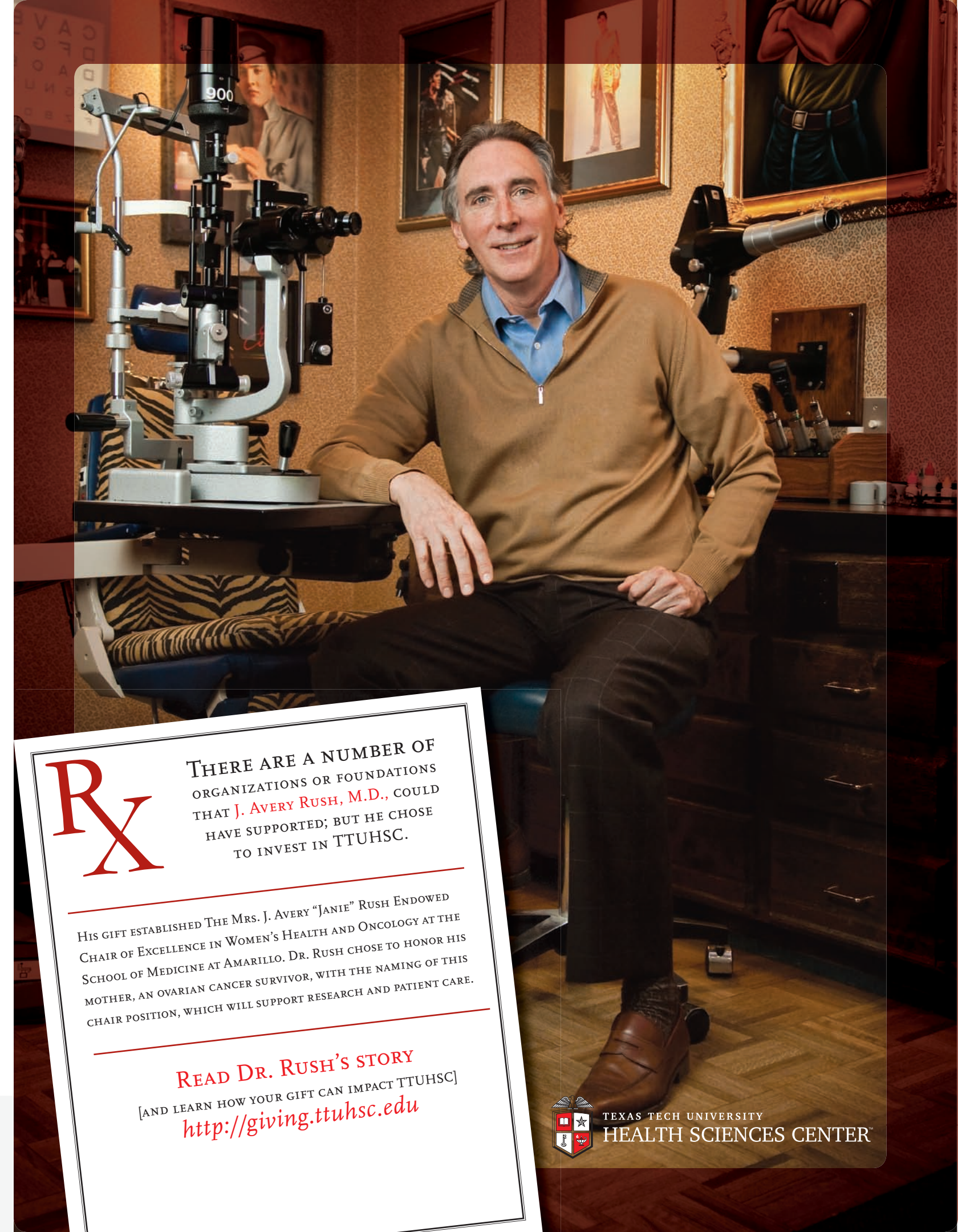
A multicampus, interprofessional committee composed of administrators, faculty, staff and students developed a strategic plan for the Interprofessional Teamwork (it) initiative. This plan included the selection of six Faculty Champions, one from each of the TTUHSC schools. Faculty Champions collaborate as an interprofessional teaching team to facilitate the integration of interprofessional learning opportunities into existing curricula. A five-year staging process will use multiple teaching strategies along with technology, such as the distance education video conferencing system and simulation, to allow students from multiple professions and campuses to work together as a team.

The vision of the Interprofessional Teamwork (it) initiative is to establish an institutional culture committed to the values of interprofessional education and care. By embracing the pioneering spirit unique to West Texas and TTUHSC, we can achieve our goal to prepare graduates to be leaders in the dynamic health care environment.

This husband and wife team submitted the winning proposal for TTUHSC's Quality Enhancement Plan. Rick Decker is unit supervisor for Classroom Support at Lubbock. Sharon Decker, R.N., Ph.D., is professor and director of Clinical Simulations and holds the Covenant Health System Endowed Chair in Simulation and Nursing Education. To learn more about the QEP, visit www.ttuhscc.edu/qep.

TONJA HAGY





Rx

THERE ARE A NUMBER OF ORGANIZATIONS OR FOUNDATIONS THAT **J. AVERY RUSH, M.D.**, COULD HAVE SUPPORTED; BUT HE CHOSE TO INVEST IN TTUHSC.

HIS GIFT ESTABLISHED THE MRS. J. AVERY "JANIE" RUSH ENDOWED CHAIR OF EXCELLENCE IN WOMEN'S HEALTH AND ONCOLOGY AT THE SCHOOL OF MEDICINE AT AMARILLO. DR. RUSH CHOSE TO HONOR HIS MOTHER, AN OVARIAN CANCER SURVIVOR, WITH THE NAMING OF THIS CHAIR POSITION, WHICH WILL SUPPORT RESEARCH AND PATIENT CARE.

READ DR. RUSH'S STORY
[AND LEARN HOW YOUR GIFT CAN IMPACT TTUHSC]
<http://giving.ttuhscc.edu>



TEXAS TECH UNIVERSITY
HEALTH SCIENCES CENTER™



TEXAS TECH UNIVERSITY
HEALTH SCIENCES CENTER™

Office of Communications
MS 6235 → 3601 FOURTH STREET → LUBBOCK, TEXAS 79430

PULSE :: A Publication For Alumni & Friends

Non-Profit Org
U.S. Postage
PAID
Craftsman
Printers Inc

ADDRESS SERVICE REQUESTED

Memories...

"... sometimes in medical school you just needed a smiling face Jones was that guy. His office was always open to a tired, stressed- a great perspective despite never having actually experienced had certainly coached plenty of students through it. I don't think his official functions were. Frankly, I never asked. I thought it was



and a big heart. Jim Bob out student. He had medical school, and he I ever really knew what to help me get through

medical school," *Barbara Bergin, M.D., ('81) orthopaedic surgeon, author. "(Dr.) Laura K. Baker's commitment to caring for patients and families: this is a commemoration to the SOM. The attributes of a family physician are demonstrated day by day. Thousands of patients and students have been beneficiaries of her knowledge, skill, and compassion," Emily Merrill R.N., Ph.D., F.N.P.-BC, (SON '94) Department*



Chair, Practitioner Studies, Anita Thigpen Perry School of Nursing. "Pediatrics at the Amarillo campus was like an episode of 'House' with Rolf Habersang, M.D., as Dr. Gregory House. He was extremely brilliant ... probably the brightest guy I ever trained with," Mark Heard, M.D., ('82) family practice physician. "Thanks to Dr. Willie Starnes for getting me through biochemistry! I'll always be indebted to him. Dr. Starnes spent extra time with me, even in the summer, to tutor me through a very

difficult course in 1976," Jeff Jobe, M.D., ('79) vascular surgeon. "I am in debt to the School of Medicine for the opportunity to radically change my life. Where else could a non-traditional student, with good but not stellar grades, who was working as a geologist but wanting to completely change the course of his life, be given the chance to start over again?" Keith Bjork, M.D., ('89) orthopaedic surgeon.